

## RFM Series 30 Cabinets

R. F. Mote Series 30 Kitted Cabinets include: 2 lockable doors, 2 side panels, mounting rails, levelling feet, top cover plates, and hardware package. Ganging version ships without side panels.



Series 30 Universal Server Cabinet – Kitted

Part number	W	D	H	#of U's
RFM-304890-US-19	30.150"	48.150"	90.00"	48U
RFM-304883-US-19	30.150"	48.150"	83.00"	44U
RFM-304290-US-19	30.150"	42.150"	90.00"	48U
RFM-304283-US-19	30.150"	42.150"	83.00"	44U
RFM-304272-US-19	30.150"	42.150"	72.00"	38U
RFM-304259-US-19	30.150"	42.150"	59.00"	30U
RFM-304235-US-19	30.150"	42.150"	35.00"	17U
RFM-303690-US-19	30.150"	36.150"	90.00"	48U
RFM-303683-US-19	30.150"	36.150"	83.00"	44U
RFM-303672-US-19	30.150"	36.150"	72.00"	38U
RFM-303659-US-19	30.150"	36.150"	59.00"	30U
RFM-303635-US-19	30.150"	36.150"	35.00"	17U
RFM-303090-US-19	30.150"	30.150"	90.00"	48U
RFM-303083-US-19	30.150"	30.150"	83.00"	44U
RFM-303072-US-19	30.150"	30.150"	72.00"	38U
RFM-303059-US-19	30.150"	30.150"	59.00"	30U
RFM-303035-US-19	30.150"	30.150"	35.00"	17U
RFM-302483-US-19	30.150"	24.150"	83.00"	44U

**Standard Features Include:**

- Perforated doors front & rear (lockable, lift off)
- Solid side panels (also available perforated)
- 2 Pair EIA Mounting Rails cage-nut style
- Hardware package (qty 24, cage-nuts & screws)
- Cable access in top and bottom of cabinet
- Heavy gauge steel, fully welded construction
- UL 2416 Listed
- UL Rated for up to 3000 LBS Static Load
- 4 grounding points
- Levelling feet
- Standard colour is textured black powdercoat
- Easy ganging capabilities
- Electronic and Combination lock options available



Series 30 Universal Patching Cabinet – Kitted

Part number	W	D	H	#of U's
RFM-304890-U-19	30.150"	48.150"	90.00"	48U
RFM-304883-U-19	30.150"	48.150"	83.00"	44U
RFM-304290-U-19	30.150"	42.150"	90.00"	48U
RFM-304283-U-19	30.150"	42.150"	83.00"	44U
RFM-304272-U-19	30.150"	42.150"	72.00"	38U
RFM-304259-U-19	30.150"	42.150"	59.00"	30U
RFM-304235-U-19	30.150"	42.150"	35.00"	17U
RFM-303690-U-19	30.150"	36.150"	90.00"	48U
RFM-303683-U-19	30.150"	36.150"	83.00"	44U
RFM-303672-U-19	30.150"	36.150"	72.00"	38U
RFM-303659-U-19	30.150"	36.150"	59.00"	30U
RFM-303635-U-19	30.150"	36.150"	35.00"	17U
RFM-303090-U-19	30.150"	30.150"	90.00"	48U
RFM-303083-U-19	30.150"	30.150"	83.00"	44U
RFM-303072-U-19	30.150"	30.150"	72.00"	38U
RFM-303059-U-19	30.150"	30.150"	59.00"	30U
RFM-303035-U-19	30.150"	30.150"	35.00"	17U
RFM-302483-U-19	30.150"	24.150"	83.00"	44U

**Standard Features Include:**

- Doors are lockable and lift off (Smoked acrylic<sup>1</sup> in front, Louvered in rear)
- Solid side panels (also available perforated)
- 1 Pair EIA Mounting Rails tapped #10-32
- Hardware package (qty 24, #10-32 screws)
- Cable access in top and bottom of cabinet
- Heavy gauge steel, fully welded construction
- UL 2416 Listed
- UL Rated for up to 3000 LBS Static Load
- 4 grounding points
- Levelling feet
- Standard colour is textured black powdercoat
- Easy ganging capabilities
- Electronic and Combination lock options available

<sup>1</sup> Inserts are UL 94 Fire Rated



30" Wide cabinet frame

Part number	W	D	H	#of U's
RFM-304890	30.150"	48.150"	90.00"	48U
RFM-304883	30.150"	48.150"	83.00"	44U
RFM-304290	30.150"	48.150"	90.00"	48U
RFM-304283	30.150"	48.150"	83.00"	44U
RFM-304272	30.150"	42.150"	72.00"	38U
RFM-304259	30.150"	42.150"	59.00"	30U
RFM-304235	30.150"	42.150"	35.00"	17U
RFM-303690	30.150"	36.150"	90.00"	48U
RFM-303683	30.150"	36.150"	83.00"	44U
RFM-303672	30.150"	36.150"	72.00"	38U
RFM-303659	30.150"	36.150"	59.00"	30U
RFM-303635	30.150"	36.150"	35.00"	17U
RFM-303090	30.150"	30.150"	90.00"	48U
RFM-303083	30.150"	30.150"	83.00"	44U
RFM-303072	30.150"	30.150"	72.00"	38U
RFM-303059	30.150"	30.150"	59.00"	30U
RFM-303035	30.150"	30.150"	35.00"	17U
RFM-302483	30.150"	24.150"	83.00"	44U

**Standard Features Include:**

- Heavy gauge steel, fully welded construction
- UL 2416 Listed
- UL Rated for up to 3000 LBS Static Load
- Cable access in top and bottom of cabinet
- Cable and fan access top cover plates
- 4 Grounding points
  - 2 in top (#10-32 x 1/2" stud)
  - 2 in base (1/4-20 x 1/2" stud)
- Levelling feet
- Standard colour is textured black powdercoat
- Easy ganging capabilities
- Custom colours and sizes available

Scan QR Code



for more info!

Scan QR Code



for more info!




Scan QR Code



for more info!

## RFM Series 30 Cabinets

## Common Options



### Cabinet Doors

Part number	Cab. height	Door type
RFM-3090-1	90"	Smoked acrylic
RFM-3083-1	83"	
RFM-3072-1	72"	
RFM-3059-1	59"	
RFM-3035-1	35"	
RFM-3090-1-P	90"	Perforated
RFM-3083-1-P	83"	
RFM-3072-1-P	72"	
RFM-3059-1-P	59"	
RFM-3035-1-P	35"	
RFM-3090-2	90"	Solid
RFM-3083-2	83"	
RFM-3072-2	72"	
RFM-3059-2	59"	
RFM-3035-2	35"	
RFM-3090-3	90"	Louvered
RFM-3083-3	83"	
RFM-3072-3	72"	
RFM-3059-3	59"	
RFM-3035-3	35"	

### Cabinet Side Panels

Part number	Cab. height	Cab. depth
RFM-4890-4	90"	48" deep
RFM-4883-4	83"	
RFM-4290-4	90"	42" deep
RFM-4283-4	83"	
RFM-4272-4	72"	
RFM-4259-4	59"	
RFM-4235-4	35"	
RFM-3690-4	90"	36" deep
RFM-3683-4	83"	
RFM-3672-4	72"	
RFM-3659-4	59"	
RFM-3635-4	35"	
RFM-3090-4	83"	30" deep
RFM-3083-4	83"	
RFM-3072-4	72"	
RFM-3059-4	59"	
RFM-3035-4	35"	
RFM-2483-4	83"	24" deep

For perforated side, add suffix '-P' to part #

### Mounting Rails / Angles

	Part number		Cab. height	# of U's
	Tapped #10-32	Cage-nut style		
19" EIA Mount	RFM-1990-MA	RFM-1990-MA-SQ	90"	48U
	RFM-1983-MA	RFM-1983-MA-SQ	83"	44U
	RFM-1972-MA	RFM-1972-MA-SQ	72"	38U
	RFM-1959-MA	RFM-1959-MA-SQ	59"	30U
	RFM-1935-MA	RFM-1935-MA-SQ	35"	17U
	23" EIA Mount	RFM-2383-MA	RFM-2383-MA-SQ	83"
RFM-2372-MA		RFM-2372-MA-SQ	72"	38U
RFM-2359-MA		RFM-2359-MA-SQ	59"	30U
RFM-2335-MA		RFM-2335-MA-SQ	35"	17U



### Exhaust Duct

Part number	description
RFM-EXFAN-DUCT	Adjustable Height
RFM-EXFAN-DUCT-8	Square to Round

### Grounding Bar – Horizontal & Vertical

Part number	Copper Bar
RFM-HGB-19	1" w x 3/16" Thick - Horiz.
RFM-GB-83	1" w x 3/16" Thick - Vert.
RFM-GB-72	1" w x 3/16" Thick - Vert.
RFM-GB-59	1" w x 3/16" Thick - Vert.
RFM-GB-35	1" w x 3/16" Thick - Vert.

### Power Bars – Horizontal & Vertical

Part number	Mnt.	Rated
RFM-19-PBH-8	Horz	15A
RFM-19-PBH-20A	Horz	20A
RFM-48-PBV-18	Vert	15A
RFM-62-PBV-24	Vert	15A
RFM-62-PBV-20A-24	Vert	20A

### Horizontal Cable Trough – Standard & High Density

Part number	L	H	W	Part description
RFM-HCT-30	30.00"	4.75"	5.88"	Trough - Standard
RFM-HCT-30-10	30.00"	4.75"	10.75"	Trough - HD
RFM-HCTE-C-5	n/a	4.56"	5.63"	End Cap
RFM-HCTE-C-10	n/a	4.56"	10.63"	HD end cap
RFM-HCT-J-0	1.625"	4.50"	n/a	Joiner for end cap

### Fingered VCM, c/w door : 5" and 7" depth

Part Number	H	D	W
RFM-590-VCM-F	83.75"	5.00"	3.50"
RFM-583-VCM-F	77.00"	5.00"	3.50"
RFM-572-VCM-F	65.75"	5.00"	3.50"
RFM-559-VCM-F	52.75"	5.00"	3.50"
RFM-535-VCM-F	29.75"	5.00"	3.50"
RFM-790-VCM-F	83.75"	7.00"	3.50"
RFM-783-VCM-F	76.75"	7.00"	3.50"
RFM-772-VCM-F	65.75"	7.00"	3.50"
RFM-759-VCM-F	52.75"	7.00"	3.50"
RFM-735-VCM-F	29.75"	7.00"	3.50"

### Fingered VCM, no door : 5" and 7" depth

Part number	H	D	W
RFM-590-VCM-FND	83.75"	5.00"	3.50"
RFM-583-VCM-FND	76.75"	5.00"	3.50"
RFM-572-VCM-FND	65.75"	5.00"	3.50"
RFM-559-VCM-FND	52.75"	5.00"	3.50"
RFM-535-VCM-FND	29.75"	5.00"	3.50"
RFM-790-VCM-FND	83.75"	7.00"	3.50"
RFM-783-VCM-FND	76.75"	7.00"	3.50"
RFM-772-VCM-FND	65.75"	7.00"	3.50"
RFM-759-VCM-FND	52.75"	7.00"	3.50"
RFM-735-VCM-FND	29.75"	7.00"	3.50"



### 4" & 10" Exhaust Fan assemblies

Part number	Airflow
RFM-2-FAN-CAB	220 CFM
RFM-4-FAN-CAB	440 CFM
RFM-10-FAN	525 CFM
RFM-10-FAN-2	1050 CFM

c/w Mounting Panel(s) for free standing cabinets




### Jumper Kit

Part number	Cable
RFM-JK-60	6Awg, 60'L



### Grounding Kit

Part number	Cable (4 pcs.)
RFM-GRD-KIT	10Awg, 16'L



### Adj. Mount Depth - Fixed Position

Part number	Shelf depth	Overall adjustable mounting depth	Spacing
RFM-1726-CFS-4	26.00"	6.00" ~ 33.475"	1U
RFM-1719-CFS-4	19.00"	6.00" ~ 26.625"	1U
RFM-1716-CFS-4 (note: non-vented)	16.00"	6.00" ~ 23.625"	1U
RFM-2440-CFS-4		23.75" ~ 45.50"	1U

### Adj. mount depth - Retractable

Part number	Shelf depth	Overall adjustable mounting depth	Spacing
RFM-1726-CRS-4-1U	26.00"	13.00" ~ 33.35"	1U