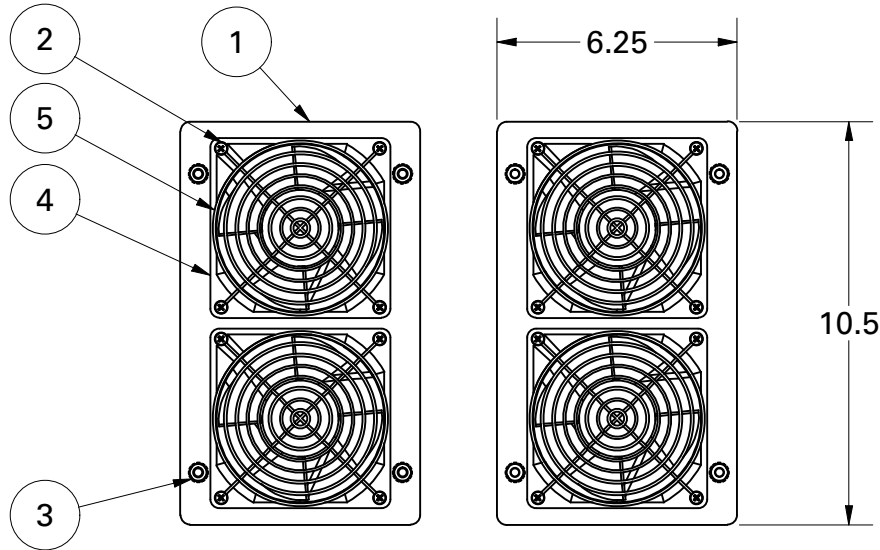
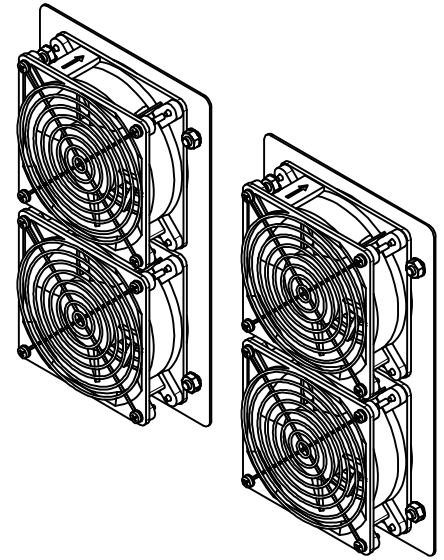
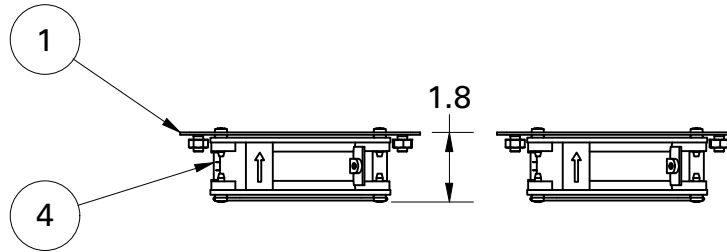


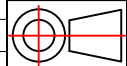
REMOVE BRUSH KIT

INSTALL FAN KIT



PARTS LIST

ITEM	QTY	PART NUMBER	REV	CODE
1	2	RFM2-FAN-CP	02	
2	32	#8 x 5_8 TYPE B TAPPING SCREW BLK.ipt	00	AL4-
3	8	1/4-20 Keps Nut	00	PAU-006
4	4	NMB 4715FS-12T-B50-AM0 FAN	00	SAG-004
5	8	BLACK FAN GAURD	00	SAG-005-A
6	2	4in CABLE TIE	00	TCH-081
7	2	1in MOUNTING CABLE BASE CLIP	00	TCH-144
8	2	R250-017 DUAL FAN CORD SPLICED WITH CORD 250Min	00	WIR-004



The information contained herewithin is proprietary and confidential to R.F.MOTE LTD. It may not be reproduced or further disseminated, in whole or in part, without prior written consent from R.F.MOTE LTD.

TOLERANCES
 FRAC. ± 1/16"
 ANGLE ± 1.0°
 HOLES ± 0.003"
 0.000 ± 0.015"

DESCRIPTION

RFM2 FOUR FAN ASSEMBLY

PART NUMBER
 RFM2-4-FAN-CAB

DATE
 2024-06-05

AUTHOR
 Fred L.

MASS
 2.78 lb

REV
 00

R.F. MOTE

A division of Chatsworth Products

214 NEWKIRK RD.
 RICHMOND HILL, ONTARIO
 L4C 3G7
 PHONE (905) 884-5250
 FAX (905) 737-5188