

Basic eConnect® PDUs



Resistance to High Temperature –
Market-leading temperature ratings of up to 149°F (65°C) ensures reliability when mounted toward hot aisles



Simplified Load Balancing – Phase-balance outlets on three-phase models ensure equal loading across all phases; allows use of shorter equipment power cords for better cable and airflow management



No Accidental Disconnections –
Patent-pending, low-profile locking outlets prevent accidental disconnections without requiring special cords



Easy Identification of Failover Unit –
Redundancy Pack includes 2 PDUs (one in Black and one in Glacier White) for easy identification of the primary and secondary unit



Latest UL Compliance – Meets UL and IEC 62368 for compliance with new listing requirements for North America and the European Union



Cabinet Preinstallation – Complete ecosystem ships ready for IT equipment integration. Saves deployment time and reduces packaging waste.

Basic eConnect® PDUs provide reliable power distribution in high-density applications where no power monitoring is required.



Additional Features:

- Breaker and outlet groups are color-coded in multi-breaker units for easy identification
- Universal tool-less mounting features
- Customization capabilities: outlet configurations, color options, power cord length, input connection types and more
- Made in the United States, TAA-compliant



With Globally Sourced Components

Global Availability

United States

Agoura Hills, CA
800-834-4969

Canada

Toronto, Ontario, Canada
+905-850-7770

Europe

Buckinghamshire, UK
+441628524834

Middle East & Africa

Dubai, UAE
+971-4-2602125

Doha, Qatar
+974-4-267422

Latin America

Mexico City
+52-55-5203-7525
Toll Free within Mexico
01-800-201-7592
chatsworth.com.co

Asia Pacific

Shanghai
+86 21 6880-0266
chatsworth.com.cn



CHATSWORTH
PRODUCTS

SPECIFICATIONS

Description:	Single-input, vertical rack-mount PDUs
Use:	For indoors or within enclosures, in environmentally controlled areas, may not be used outdoors or in harsh environments Refer to Operating Conditions listed below
Power Input:	<ul style="list-style-type: none"> • Alternating current, 50/60 Hz, 10' (3m) input power cord • Voltage, maximum current, and inlet/plug type varies per model (see ordering table)
Power Capacity:	Specific to PDU, limited by circuit breakers or power input (see ordering table)
Power Output:	NEMA 5-20R, Locking IEC C13 and/or IEC C19 Outlets, specific to PDU with up to 54 outlets (see order table)
Circuit Protection:	<ul style="list-style-type: none"> • UL 489 listed, single- or two-pole, 100%-rated hydraulic-magnetic breakers available on single- and three-phase models with 30A and above input • 10kAIC breakers on 220-240/380-415 VAC models; 5kAIC for all other models • Low-profile design prevents accidental discharge
Mounting:	<ul style="list-style-type: none"> • 2 preinstalled toolless mounting buttons; adjustable positions • Top or bottom power cord entry orientation
Grounding/Bonding:	<ul style="list-style-type: none"> • Bonded power inlet/plug and external bond connection with a threaded M5 attachment point • Includes a bonding kit for CPI cabinets
Color Options:	<ul style="list-style-type: none"> • Black or Glacier White • Redundancy Pack includes (1) Black PDU and (1) Glacier White PDU
Operating Conditions:	<ul style="list-style-type: none"> • Temperature: 32°F – 149°F (0°C – 65°C) at Input Power Rating (kW) • Relative Humidity: 5% – 95%, noncondensing • Elevation: 0 – 10,000 ft (0 – 3,000 m)
Storage/Non-operating Conditions:	<ul style="list-style-type: none"> • Temperature: -13°F – 149°F (-25°C – 65°C) • Relative Humidity: 5% – 95%, noncondensing • Elevation: 0 – 50,000 ft (0 – 15,000 m)
Dimensions:	<ul style="list-style-type: none"> • 42U and higher are approximately 72"H x 2.2"W x 2.3"D (1828 mm x 56 mm x 58 mm) • 45U and higher are approximately 77"H x 2.2"W x 2.8"D (1956 mm x 56 mm x 72 mm) • For specific dimensions, download the individual product cut sheets by searching the base part number (ex: Ex-xxxx) on chatsworth.com
Shipping Weight:	27 lb (12 kg) single unit; 54 lb (24 kg) Redundancy Pack
Certifications:	UL/cUL/IEC62368, CE (EU), FCC Part 15, Class A, EN 55022, RoHS Compliant
Warranty:	3 years standard with advanced replacement; 2 additional years optional



ORDERING INFORMATION

Basic eConnect PDU, Vertical - North America							
Part Number			Input Amperage	Input Plug	Outlets	kW Capacity (UL)	Cabinet Compatibility
Black*	Glacier White*	Redundancy Pack**					
120 Volt, Single-Phase Input							
E0-1001-C	E0-1001-E	E0-1001-CE	20A	C20 Inlet to L5-20	(24) 5-20	1.9 kW	42U & higher
E0-1002-C	E0-1002-E	E0-1002-CE	30A	L5-30	(24) 5-20	2.9 kW	42U & higher
208 Volt, Single-Phase Input							
E0-1003-C	E0-1003-E	E0-1003-CE	20A	C20 Inlet to L6-20	(24) C13	3.3 kW	42U & higher
E0-1004-C	E0-1004-E	E0-1004-CE	30A	L6-30	(24) C13	5 kW	42U & higher
E0-1015-C	E0-1015-E	E0-1015-CE	30A	L6-30	(36) C13 + (6) C19	5 kW	42U & higher
208 Volt, Three-Phase Input							
E0-1016-C	E0-1016-E	E0-1016-CE	30A	L15-30	(36) C13 + (6) C19	8.6 kW	42U & higher
E0-1007-C	E0-1007-E	E0-1007-CE	50A	CS8365	(30) C13 + (12) C19	14.4 kW	42U & higher
E0-1019-C	E0-1019-E	E0-1019-CE	50A	CS8365	(36) C13 + (6) C19	14.4 kW	42U & higher
E0-1125-C	E0-1125-E	E0-1125-CE	50A	CS8365	(54) C13	14.4 kW	45U & higher
E0-1008-C	E0-1008-E	E0-1008-CE	60A	IEC 60309 60A 3P+E	(30) C13 + (12) C19	17.2 kW	42U & higher
E0-1020-C	E0-1020-E	E0-1020-CE	60A	IEC 60309 60A 3P+E	(36) C13 + (6) C19	17.2 kW	42U & higher
E0-1033-C	E0-1033-E	E0-1033-CE	60A	IEC 60309 60A 3P+E	(12) C13 + (18) C19	17.2 kW	42U & higher
E0-1126-C	E0-1126-E	E0-1126-CE	60A	IEC 60309 60A 3P+E	(54) C13	17.2 kW	45U & higher
120/208 Volt, Three-Phase Input							
E0-1013-C	E0-1013-E	E0-1013-CE	20A	L21-20	(30) C13 + (6) C19 + (6) 5-20	5.7 kW	42U & higher
E0-1017-C	E0-1017-E	E0-1017-CE	20A	L21-20	(36) C13 + (6) C19	5.7 kW	42U & higher
E0-1014-C	E0-1014-E	E0-1014-CE	30A	L21-30	(30) C13 + (6) C19 + (6) 5-20	8.6 kW	42U & higher
E0-1018-C	E0-1018-E	E0-1018-CE	30A	L21-30	(36) C13 + (6) C19	8.6 kW	42U & higher
240/415 Volt, Three-Phase Input							
E0-1021-C	E0-1021-E	E0-1021-CE	30A	L22-30	(36) C13 + (6) C19	17.2 kW	42U & higher
E0-1127-C	E0-1127-E	E0-1127-CE	30A	L22-30	(54) C13	17.2 kW	45U & higher

Notes:* Shipping weight for each unit is 27 lb (12 kg).

**Redundancy Pack includes 2 PDUs in Black and Glacier White for easy identification of the primary and secondary unit; shipping weight is 54 lb (24 kg).

***Convenience outlets do not provide monitoring or switching capabilities.

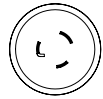



ORDERING INFORMATION

Basic eConnect PDU, Vertical - Worldwide								
Part Number			Input Amperage	Input Plug	Outlets	kW Capacity Worldwide (CE)	kW Capacity North America (UL)	Cabinet Compatibility
Black*	Glacier White*	Redundancy Pack**						
220/240 Volt, Single-Phase Input								
E0-1005-C	E0-1005-E	E0-1005-CE	16A	C20 Inlet to IEC 60309 16A 1P+N+E	(24) C13	3.8 kW	3.8 kW	42U & higher
E0-1006-C	E0-1006-E	E0-1006-CE	32A	IEC 60309 32A 1P+N+E	(24) C13	7.7 kW	6.1 kW	42U & higher
E0-1022-C	E0-1022-E	E0-1022-CE	32A	IEC 60309 32A 1P+N+E	(36) C13 + (6)C19	7.7 kW	6.1 kW	42U & higher
220-240/380-415 Volt, Three-Phase Input								
E0-1023-C	E0-1023-E	E0-1023-CE	16/20A	IEC 60309 16/20A 3P+N+E	(36) C13 + (6) C19	11.5 kW	11.5 kW	42U & higher
E0-1009-C	E0-1009-E	E0-1009-CE	32A	IEC 60309 32A 3P+N+E	(36) C13 + (12) C19	23 kW	18.4 kW	42U & higher
E0-1024-C	E0-1024-E	E0-1024-CE	32A	IEC 60309 32A 3P+N+E	(36) C13 + (6) C19	23 kW	18.4 kW	42U & higher
E0-1128-C	E0-1128-E	E0-1128-CE	32A	IEC 60309 32A 3P+N+E	(54) C13	23 kW	18.4 kW	45U & higher


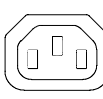
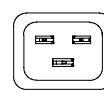
Notes: * Shipping weight for each unit is 27 lb (12 kg).


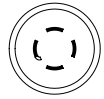
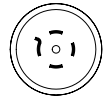
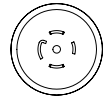
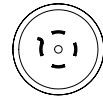
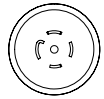


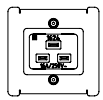
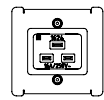
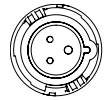
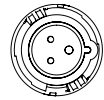
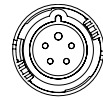
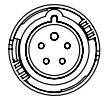
**Redundancy Pack includes 2 PDUs (one in Black and one in Glacier White) for easy identification of the primary and secondary unit; shipping weight is 54 lb (24 kg).

PLUG/INLET TABLE

Single-Phase/ Locking				
	NEMA L5-20P 110-125 VAC/20A	NEMA L5-30P 110-125 VAC/30A	NEMA L6-20P 200-240 VAC/20A	NEMA L6-30P 200-240 VAC/30A

POWER RECEPTACLE/OUTLET TABLE

Receptacles/ Outlets			
	NEMA 5-20R 120 VAC/20A	IEC C13 UL: 120/208VAC/15A CE: 208VAC/10A	IEC C19 UL: 120/208VAC/20A CE: 208VAC/16A

Three-Phase/ Locking								
	NEMA L15-20P 208 VAC/20A	NEMA L15-30P 208 VAC/30A	NEMA L21-20P 120/208 VAC/20A	NEMA L21-30P 120/208 VAC/30A	NEMA L22-20P 380/415 VAC/20A	NEMA L22-30P 380/415 VAC/30A	50A CS8365 208 VAC/50A*	60A CS8365 208 VAC/60A*
Power Inlet Universal/ Locking								
	IEC C20 110/125 VAC/20A	IEC C20 200/240 VAC/20A	IEC 16A 1P+N+E 200/240 VAC/16A	IEC 32A 1P+N+E 200/240 VAC/32A	IEC 16A 3P+N+E 230/400 VAC/16A	IEC 32A 3P+N+E 230/400 VAC/32A		

* Note: 50A CS8365 is rated for 50A, but maximum input is 35A on three breaker PDUs.

ACCESSORIES



Extended Limited Warranties


Extended Limited Warranties on CPI-Branded Electronic products, available for two additional years beyond the expiration of the Original Warranty Period (3 years).

Contact CPI Customer Service, or visit www.chatsworth.com/warranty for more information.

Part Number	Description
L1-2YEXTWAR-ELECTRONICS-C	2-Year Warranty Extension for PDUs with MSRP up to \$1700
L2-2YEXTWAR-ELECTRONICS-C	2-Year Warranty Extension for PDUs with MSRP \$1701 - \$3400
L3-2YEXTWAR-ELECTRONICS-C	2-Year Warranty Extension for PDUs with MSRP > \$3400



Order PDUs preinstalled to your cabinet. Add power. Make it easy.



Simplify ordering, shipping and installation by requesting eConnect PDUs to be installed in CPI's GF-Series GlobalFrame or F-Series TeraFrame cabinets before they leave the factory. Request Redundancy Pack for easy identification of primary and secondary units.

For a complete list of eConnect PDU models, visit chatsworth.com/power



CHATSWORTH PRODUCTS

While every effort has been made to ensure the accuracy of all information, CPI does not accept liability for any errors or omissions and reserves the right to change information and descriptions of listed services and products.

©2020 Chatsworth Products, Inc. All rights reserved. Chatsworth Products, Clik-Nut, CPI, CPI Passive Cooling, eConnect, Evolution, GlobalFrame, MegaFrame, Motive, QuadraRack, RMR, Saf-T-Grip, Secure Array, SeismicFrame, SlimFrame, TeraFrame and Velocity are federally registered trademarks of Chatsworth Products. CUBE-IT, EuroFrame and Simply Efficient are trademarks of Chatsworth Products. All other trademarks belong to their respective companies. 01/20 MKT-60020-728