


MOUNTING ANGLES / STANDARD EIA RAILS




Features:

- 11 gauge steel
- Available for 30" Wide or 24" Wide Cabinet frame
- Silk screened 'U' Markings (*see image below*)
- Use with mounting patch panels, servers, or any variety of rack mount accessories
- Mounting angles available punched to 19" EIA* (standard) spacing:
 - for cage nut accomodation (.375" x .375" square holes) or
 - for tapped #10-32
- Tapped rails are wet painted with a durable finish to avoid clogged threads
- Standard colour is all black with white silk screened markings

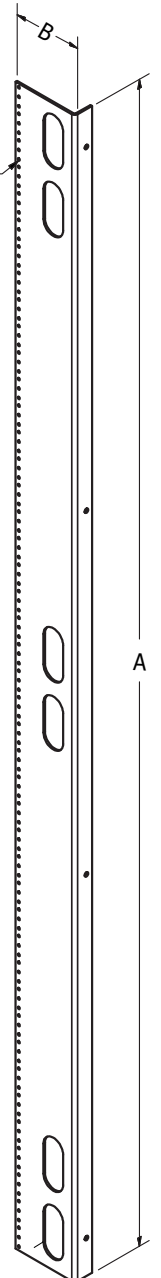
Highlights:

- 30" Wide cabinet version c/w cable pass through access holes

*23" EIA Mount also available - for 30" Wide Cabinet only



EIA standard pattern



30" wide RFM Series cabinets

	Part number		A	B	# of U's
	TAPPED #10-32	CAGE-NUT STYLE			
19" EIA MOUNT	RFM-1990-MA	RFM-1990-MA-SQ	84.00	4.45	48U
	RFM-1983-MA	RFM-1983-MA-SQ	77.00	4.45	44U
	RFM-1972-MA	RFM-1972-MA-SQ	66.50	4.45	38U
	RFM-1959-MA	RFM-1959-MA-SQ	52.50	4.45	30U
	RFM-1935-MA	RFM-1935-MA-SQ	29.75	4.45	17U
23" EIA MOUNT	RFM-2383-MA	RFM-2383-MA-SQ	77.00	2.45	44U
	RFM-2372-MA	RFM-2372-MA-SQ	66.50	2.45	38U
	RFM-2359-MA	RFM-2359-MA-SQ	52.50	2.45	30U
	RFM-2335-MA	RFM-2335-MA-SQ	29.75	2.45	17U

24" wide RFM Series cabinets

	Part number		A	B	# of U's
	TAPPED #10-32	CAGE-NUT STYLE			
19" EIA MOUNT	RFM-1990-MA-24	RFM-1990-MA-SQ-24	84.00	1.38	48U
	RFM-1983-MA-24	RFM-1983-MA-SQ-24	77.00	1.38	44U
	RFM-1972-MA-24	RFM-1972-MA-SQ-24	66.50	1.38	38U
	RFM-1959-MA-24	RFM-1959-MA-SQ-24	52.50	1.38	30U
	RFM-1935-MA-24	RFM-1935-MA-SQ-24	29.75	1.38	17U