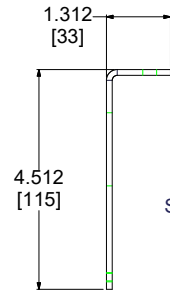
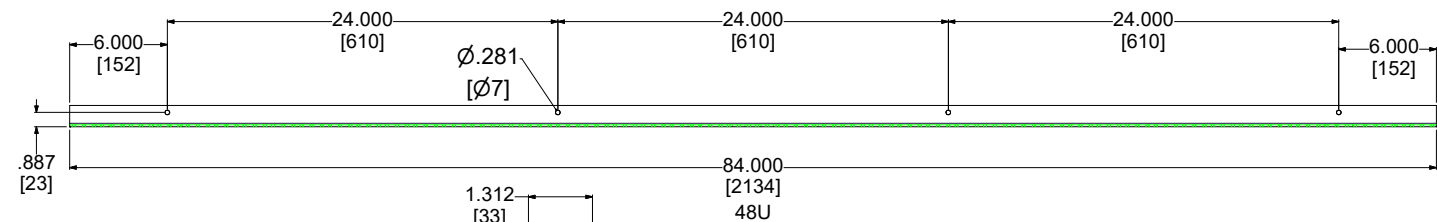
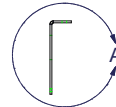
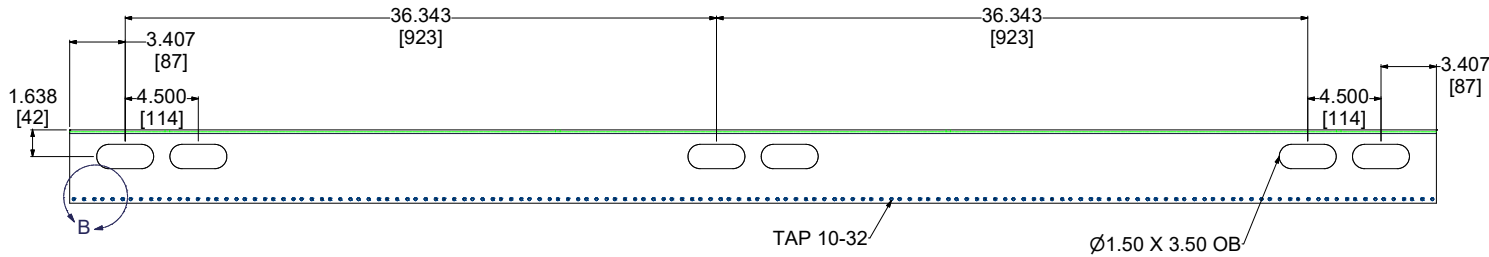
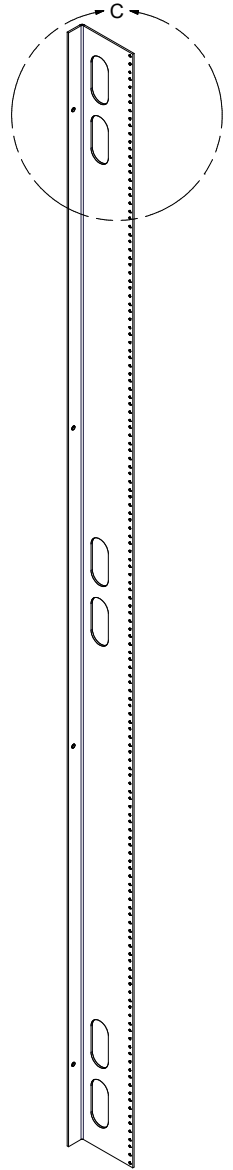
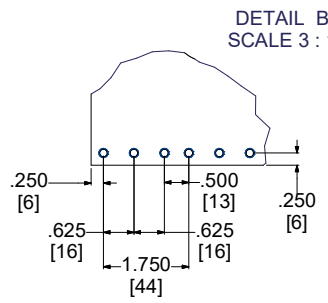


DETAIL C
SCALE 2 : 1



DETAIL A
SCALE 3 : 1



DETAIL B
SCALE 3 : 1

NOTE: ISOMETRIC VIEW IS NOT TO SCALE

R.F.MOTE LTD
ENGINEERED SYSTEMS

PART NUMBER		RFM-1990-MA		
-------------	--	--------------------	--	--

DATE 11-Aug-20	SCALE 1 : 1	SHEET 1 OF 1	WEIGHT 15.1 lbmass	REV 00
-------------------	----------------	-----------------	-----------------------	-----------

The information contained herewithin is proprietary and confidential to **R.F.MOTE LTD**. It may not be reproduced or further disseminated, in whole or in part, without prior written consent from **R.F.MOTE LTD**.

NOTE: C/W SILKSCREENED U-MARKING